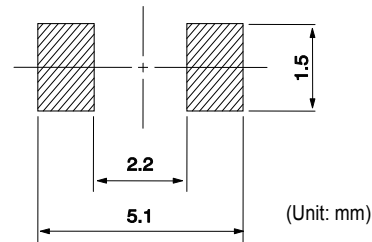
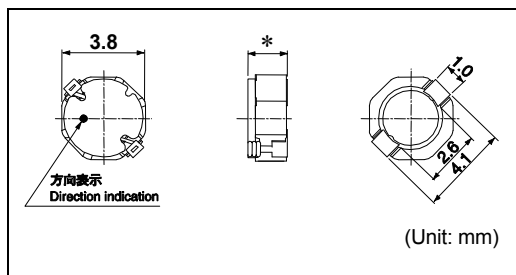
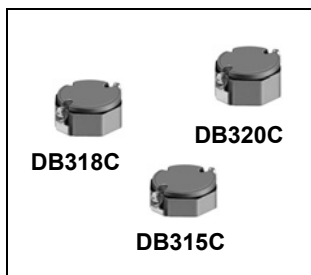


DB315C/DB318C/DB320C

Inductance Range: 1.0~22μH (DB315C), 1.0~22μH (DB318C), 3.9~27μH (DB320C)

Recommended patterns 推奨パターン図



* DB315C: 1.5mm Max. height
DB318C: 1.8mm Max. height
DB320C: 2.0mm Max. height

FEATURES 特長

- Low profile (4.0mm Max. square, 1.5/1.8/2.0mm Max. height).
- Magnetically shielded construction and low DC resistance.
- Ideal for DC-DC converter choke coil for portable equipments (DVD, DSC, Cellular phone, PDA).
- RoHS compliant.
- 小型薄形構造(4.0mm角Max. 高さ1.5/1.8/2.0mmMax.)
- 閉磁路構造、低直流抵抗
- 小型機器 (DVD, DSC, Cellular phone, PDA) などのDC-DCコンバータ用チョークコイルに最適
- RoHS指令対応

TOKO STANDARD PART NUMBERS 東光 標準品一覧

TYPE DB315C (Quantity / reel; 2,000 PCS)

| 東光品番 | インダクタンス ⁽¹⁾ | 許容差 | 直流抵抗 ⁽²⁾ | 直流重量許容電流 ⁽³⁾ | | 温度上昇許容電流 ⁽³⁾ |
|------------------|--------------------------------|---------------|---|--|-----------------------------|---|
| TOKO Part Number | Inductance ⁽¹⁾ (μH) | Tolerance (%) | DC Resistance ⁽²⁾ (mΩ) Max. (Typ.) | Inductance Decrease Current ⁽³⁾ (A) Max. (Typ.) | | Temperature Rise Current ⁽³⁾ (A) Max. (Typ.) |
| | | | | $\frac{\Delta L}{L} = 10\%$ | $\frac{\Delta L}{L} = 30\%$ | $\Delta T = 40^\circ\text{C}$ |
| A1109AS-H-1R0N | 1.0 | ±30 | 51 (43) | 2.00 (2.70) | 2.60 (3.50) | 2.10 (2.50) |
| A1109AS-H-1R6N | 1.6 | ±30 | 68 (57) | 1.60 (2.10) | 2.00 (2.70) | 1.70 (2.00) |
| A1109AS-H-2R2N | 2.2 | ±30 | 78 (65) | 1.40 (1.90) | 1.80 (2.40) | 1.60 (1.90) |
| A1109AS-H-3R3M | 3.3 | ±20 | 110 (88) | 1.10 (1.50) | 1.40 (1.90) | 1.40 (1.60) |
| A1109AS-H-4R7M | 4.7 | ±20 | 150 (120) | 0.92 (1.20) | 1.20 (1.60) | 1.10 (1.30) |
| A1109AS-H-6R8M | 6.8 | ±20 | 210 (180) | 0.72 (0.97) | 0.96 (1.30) | 0.93 (1.10) |
| A1109AS-H-8R2M | 8.2 | ±20 | 290 (240) | 0.67 (0.89) | 0.87 (1.20) | 0.77 (0.91) |
| A1109AS-H-100M | 10.0 | ±20 | 310 (260) | 0.62 (0.83) | 0.81 (1.10) | 0.74 (0.87) |
| A1109AS-H-120M | 12.0 | ±20 | 420 (350) | 0.55 (0.73) | 0.72 (0.96) | 0.62 (0.72) |
| A1109AS-H-150M | 15.0 | ±20 | 560 (470) | 0.51 (0.68) | 0.66 (0.88) | 0.52 (0.62) |
| A1109AS-H-180M | 18.0 | ±20 | 640 (530) | 0.47 (0.62) | 0.60 (0.81) | 0.49 (0.58) |
| A1109AS-H-220M | 22.0 | ±20 | 720 (600) | 0.41 (0.55) | 0.54 (0.73) | 0.45 (0.53) |

continued from previous page 前頁より続く

TOKO STANDARD PART NUMBERS 東光 標準品一覧

TYPE DB318C (Quantity/reel; 2,000 PCS)

| 東光品番 | インダクタンス ⁽¹⁾ | 許容差 | 直流抵抗 ⁽²⁾ | 直流重量許容電流 ⁽³⁾ | | 温度上昇許容電流 ⁽³⁾ |
|------------------|--------------------------------|---------------|---|--|-----------------------------|---|
| TOKO Part Number | Inductance ⁽¹⁾ (μH) | Tolerance (%) | DC Resistance ⁽²⁾ (mΩ) Max. (Typ.) | Inductance Decrease Current ⁽³⁾ (A) Max. (Typ.) | | Temperature Rise Current ⁽³⁾ ΔT=40°C (A) Max. (Typ.) |
| | | | | $\frac{\Delta L}{L} = 10\%$ | $\frac{\Delta L}{L} = 30\%$ | |
| A997AS-1R0N | 1.0 | ± 30 | 40 (32) | 1.80 (2.40) | 2.30 (3.10) | 2.40 (2.80) |
| A997AS-2R2N | 2.2 | ± 30 | 60 (48) | 1.30 (1.70) | 1.60 (2.10) | 1.90 (2.20) |
| A997AS-3R3M | 3.3 | ± 20 | 70 (60) | 0.94 (1.26) | 1.20 (1.61) | 1.64 (1.93) |
| A997AS-3R9M | 3.9 | ± 20 | 90 (80) | 0.86 (1.15) | 1.10 (1.46) | 1.37 (1.61) |
| A997AS-4R7M | 4.7 | ± 20 | 100 (90) | 0.85 (1.14) | 1.07 (1.43) | 1.29 (1.52) |
| A997AS-5R6M | 5.6 | ± 20 | 120 (100) | 0.81 (1.09) | 1.02 (1.36) | 1.23 (1.45) |
| A997AS-6R8M | 6.8 | ± 20 | 130 (110) | 0.69 (0.92) | 0.89 (1.19) | 1.10 (1.29) |
| A997AS-8R2M | 8.2 | ± 20 | 160 (140) | 0.59 (0.78) | 0.75 (1.00) | 1.05 (1.23) |
| A997AS-100M | 10.0 | ± 20 | 180 (150) | 0.58 (0.77) | 0.74 (0.99) | 0.99 (1.16) |
| A997AS-120M | 12.0 | ± 20 | 230 (190) | 0.55 (0.73) | 0.70 (0.94) | 0.78 (0.92) |
| A997AS-150M | 15.0 | ± 20 | 260 (210) | 0.48 (0.64) | 0.61 (0.81) | 0.74 (0.87) |
| A997AS-180M | 18.0 | ± 20 | 330 (270) | 0.42 (0.56) | 0.53 (0.70) | 0.63 (0.74) |
| A997AS-220M | 22.0 | ± 20 | 440 (370) | 0.39 (0.52) | 0.51 (0.67) | 0.53 (0.63) |

TYPE DB320C (Quantity/reel; 2,000 PCS)

| 東光品番 | インダクタンス ⁽¹⁾ | 許容差 | 直流抵抗 ⁽²⁾ | 直流重量許容電流 ⁽³⁾ | | 温度上昇許容電流 ⁽³⁾ |
|------------------|--------------------------------|---------------|---|--|-----------------------------|---|
| TOKO Part Number | Inductance ⁽¹⁾ (μH) | Tolerance (%) | DC Resistance ⁽²⁾ (mΩ) Max. (Typ.) | Inductance Decrease Current ⁽³⁾ (A) Max. (Typ.) | | Temperature Rise Current ⁽³⁾ ΔT=40°C (A) Max. (Typ.) |
| | | | | $\frac{\Delta L}{L} = 10\%$ | $\frac{\Delta L}{L} = 30\%$ | |
| A993AS-3R9M | 3.9 | ± 20 | 80 (70) | 0.86 (1.15) | 1.10 (1.47) | 1.38 (1.73) |
| A993AS-4R7M | 4.7 | ± 20 | 100 (80) | 0.85 (1.14) | 1.08 (1.44) | 1.28 (1.60) |
| A993AS-5R6M | 5.6 | ± 20 | 110 (90) | 0.73 (0.97) | 0.97 (1.29) | 1.21 (1.52) |
| A993AS-6R8M | 6.8 | ± 20 | 120 (100) | 0.70 (0.93) | 0.89 (1.18) | 1.19 (1.49) |
| A993AS-8R2M | 8.2 | ± 20 | 140 (120) | 0.66 (0.88) | 0.85 (1.14) | 0.97 (1.21) |
| A993AS-100M | 10.0 | ± 20 | 160 (130) | 0.59 (0.78) | 0.74 (0.99) | 0.96 (1.20) |
| A993AS-120M | 12.0 | ± 20 | 190 (160) | 0.56 (0.74) | 0.69 (0.92) | 0.83 (1.04) |
| A993AS-150M | 15.0 | ± 20 | 240 (200) | 0.49 (0.65) | 0.62 (0.82) | 0.74 (0.93) |
| A993AS-180M | 18.0 | ± 20 | 290 (240) | 0.45 (0.60) | 0.56 (0.74) | 0.65 (0.82) |
| A993AS-220M | 22.0 | ± 20 | 370 (310) | 0.41 (0.55) | 0.52 (0.69) | 0.55 (0.69) |
| A993AS-270M | 27.0 | ± 20 | 480 (400) | 0.35 (0.47) | 0.45 (0.60) | 0.47 (0.59) |

- (1) Inductance is measured with a LCR meter 4284A (Agilent Technologies) or equivalent. Test frequency at 100kHz
 (2) DC Resistance is measured with a Digital Multimeter TR6871 (Advantest) or equivalent.
 (3) Maximum allowable DC current is that which causes a 30% inductance reduction from the initial value, coil temperature to rise by 40°C, whichever is smaller.
 (Reference ambient temperature 20°C)

- (1) インダクタンスはLCRメータ4284A (Agilent Technologies) または同等品により測定する。測定周波数は100kHz。
 (2) 直流抵抗はデジタルマルチメータTR6871(Advantest)または同等品により測定する。
 (3) 最大許容電流は、直流重畳電流を流した時、インダクタンスの値が初期値より30%減少する直流電流値、またはコイルの温度が40°C上昇する直流電流値の何れか小さい値。
 (周囲温度20°Cを基準とする)